

GlazeGuard

Porcelain & Ceramic Sealer

Gloss / Satin Mixing Instructions

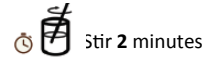
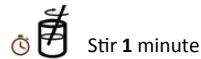
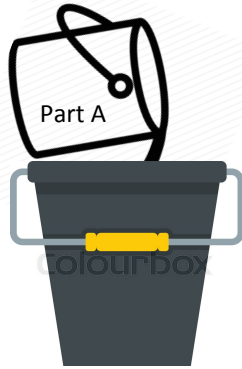
STEP

1

POUR

Into Empty 5 Quart Container

STIR PART A separately for **1 minute** until smooth, uniform color and consistency



Mix Ratio 3:A:1B by volume

STEP

2

MIX

Add Part B **slowly** and **stir Part A & B together** for 2 minutes

STEP

3

WAIT

Let the mixed product **rest together** for 5 minutes

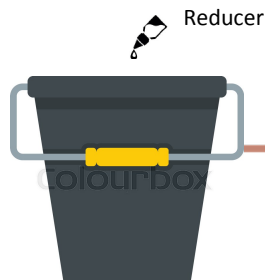
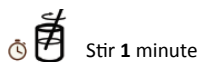


STEP

4

ADD REDUCER

Mix reducer in **slowly** for 1 minute. The reducer helps level the sealer



STEP

5

APPLY EVENLY

Use 3/8 inch Nap Non Shed Roller

NOTE: Product must be used within 90 minutes of mixing



FINAL STEP

6

LET DRY

Allow at least 12 Hr for light traffic or 48 for heavy traffic




Still Need Help?
(888) 573-7185



More info @

covertecproducts.com



Click To See
[Video](#)

IMPORTANT NOTES: Mix only 1 Gallon at a time
For better results, change out roller after 60 minutes of use